


43 100m Butterfly Men Final

Official

13NZR

13 Years New Zealand Short Course Record

58.99


2021-06-12 


Mason Wang
WAIK

14NZR

14 Years New Zealand Short Course Record

57.22

2023-08-10  Hawkes Bay

Jacob Humphries
 North Shore Swimming Club

NZR

Open New Zealand Short Course

50.42

2009-08-11

Corney Swanepoel


Show more

☰ Entries

☰ Heats

☰ Summary

Total

Rank	Competitor	Age	Club	RT	PTS	Result
1	 Humphries Jacob	15	 Westlake B...	0.72		55.88 Entry: 55.72 (+0.16) 15NZR (+0.16)
	25m: 12.01	50m: 25.94 (13.93)	75m: 40.66 (14.72)			100m: 55.88 (15.22)
2	 Muchirahondo Ariel	15	 John Paul ...	0.68		55.96 Entry: 55.39 (+0.57)
	25m: 11.91	50m: 26.00 (14.09)	75m: 40.68 (14.68)			100m: 55.96 (15.28)
3	 Kregting Daniel	16	 Mt Roskill ...	0.65		56.10 Entry: 56.02 (+0.08)
	25m: 11.87	50m: 26.21 (14.34)	75m: 40.81 (14.60)			100m: 56.10 (15.29)
4	 Visser Brendan	18	 Rangitoto C...	0.68		56.12 Entry: 55.38 (+0.74)
	25m: 11.94	50m: 26.04 (14.10)	75m: 40.83 (14.79)			100m: 56.12 (15.29)
5	 Willis Alexander	18	 Palmerston...	0.61		56.72 Entry: 57.06 (-0.34)
	25m: 12.07	50m: 26.28 (14.21)	75m: 41.32 (15.04)			100m: 56.72 (15.40)
6	 Walker Fraser	16	 Glendowie ...	0.79		56.80 Entry: 1:05.13 (-8.33)
	25m: 11.86	50m: 25.89 (14.03)	75m: 40.88 (14.99)			100m: 56.80 (15.92)
7	 Arrowsmith Leo	17	 Kings College	0.67		56.90 Entry: 57.62 (-0.72)
	25m: 12.32	50m: 26.83 (14.51)	75m: 41.71 (14.88)			100m: 56.90 (15.19)
8	 Downey Max	16	 Hamilton B...	0.68		56.95 Entry: 56.10 (+0.85)
	25m: 12.36	50m: 26.86 (14.50)	75m: 41.68 (14.82)			100m: 56.95 (15.27)
9	 Gibson Luke	18	 Auckland G...	0.71		56.98 Entry: 58.06 (-1.08)

25m: 12.11 50m: 26.53 (14.42) 75m: 41.64 (15.11)
100m: 56.98 (15.34)

10  **Hardie Orlando** 16  **Hamilton B...** 0.77 **57.28**
Entry: 57.10 (+0.18)

25m: 12.12 50m: 26.63 (14.51) 75m: 41.51 (14.88)
100m: 57.28 (15.77)

11  **Gear Isaac** 16  **Green Bay ...** 0.66 **57.34**
Entry: 56.20 (+1.14)

25m: 11.99 50m: 26.48 (14.49) 75m: 41.56 (15.08)
100m: 57.34 (15.78)

12  **Hou Rui** 15  **Auckland G...** 0.71 **57.98**
Entry: 57.79 (+0.19)

25m: 12.06 50m: 26.33 (14.27) 75m: 41.62 (15.29)
100m: 57.98 (16.36)

13  **James Harrison** 16  **Lincoln Hig...** 0.70 **58.42**
Entry: 57.72 (+0.70)

25m: 12.65 50m: 27.57 (14.92) 75m: 42.78 (15.21)
100m: 58.42 (15.64)

14  **Morton Oliver** 18  **Nelson Coll...** 0.62 **58.46**
Entry: 59.52 (-1.06)

25m: 12.55 50m: 27.30 (14.75) 75m: 42.61 (15.31)
100m: 58.46 (15.85)

15  **Markovich Nemanya** 16  **Mt Roskill ...** 0.64 **58.73**
Entry: 59.68 (-0.95)

25m: 12.47 50m: 27.34 (14.87) 75m: 42.77 (15.43)
100m: 58.73 (15.96)

16  **Gemmell Mahuta** 16  **Te Kura Ma...** 0.67 **58.94**
Entry: 1:03.77 (-4.83)

25m: 12.66 50m: 27.51 (14.85) 75m: 43.04 (15.53)
100m: 58.94 (15.90)

17  **Broadfoot Declan** 14  **Wellington ...** 0.67 **59.19**
Entry: 58.91 (+0.28)

25m: 12.77 50m: 27.80 (15.03) 75m: 43.36 (15.56)
100m: 59.19 (15.83)

18  **Luff Ry** 17  **Whangarei ...** 0.73 **59.50**
Entry: 59.61 (-0.11)

25m: 12.72 50m: 27.89 (15.17) 75m: 43.48 (15.59)
100m: 59.50 (16.02)

19  **Jager MunChi** 16  **Christ's Col...** 0.73 **59.51**
Entry: 59.65 (-0.14)

25m: 12.61 50m: 27.18 (14.57) 75m: 42.61 (15.43)
100m: 59.51 (16.90)

20  **Skidmore Sam** 15  **Lindisfarne ...** 0.65 **59.60**
Entry: 58.60 (+1.00)



25m: 12.33 50m: 27.04 (14.71) 75m: 42.90 (15.86)
100m: 59.60 (16.70)

21  **Grace Flynn** 16  **St Thomas ...** 0.74 **59.82**
Entry: 59.65 (+0.17)

25m: 13.02 50m: 28.10 (15.08) 75m: 43.56 (15.46)
100m: 59.82 (16.26)

22	 Broekhuizen Kinnon	18	 Hamilton B...	0.73	59.99 Entry: 58.99 (+1.00)
	25m: 12.81 100m: 59.99 (16.35)	50m: 27.79 (14.98)	75m: 43.64 (15.85)		
23	 Delamare William	16	 Westlake B...	0.75	1:00.22 Entry: 58.40 (+1.82)
	25m: 12.43 100m: 1:00.22 (16.53)	50m: 27.53 (15.10)	75m: 43.69 (16.16)		
24	 Park John	16	 St Paul's C...	0.66	1:00.45 Entry: 1:00.31 (+0.14)
	25m: 13.17 100m: 1:00.45 (16.20)	50m: 28.45 (15.28)	75m: 44.25 (15.80)		
25	 Ueno Taiga	17	 Mt Albert G...	0.73	1:00.55 Entry: 1:02.00 (-1.45)
	25m: 13.08 100m: 1:00.55 (16.56)	50m: 28.10 (15.02)	75m: 43.99 (15.89)		
26	 Loh Daniel	15	 Macleans C...	0.65	1:00.58 Entry: 1:02.32 (-1.74)
	25m: 12.72 100m: 1:00.58 (16.69)	50m: 28.06 (15.34)	75m: 43.89 (15.83)		
27	 McNabb Finlay	16	 Marlboroug...	0.68	1:00.61 Entry: 1:02.42 (-1.81)
	25m: 13.57 100m: 1:00.61 (13.92)	50m: 29.59 (16.02)	75m: 46.69 (17.10)		
28	 Wang Runxiang	14	 Pinehurst S...	0.70	1:00.74 Entry: 1:02.11 (-1.37)
	25m: 13.06 100m: 1:00.74 (16.47)	50m: 28.35 (15.29)	75m: 44.27 (15.92)		
29	 Atkinson Will	13	 Marlboroug...	0.74	1:00.78 Entry: 1:02.26 (-1.48)
	25m: 12.98 100m: 1:00.78 (16.70)	50m: 28.33 (15.35)	75m: 44.08 (15.75)		
30	 Suzuki Ray	17	 Burnside Hi...	0.67	1:00.85 Entry: 1:00.17 (+0.68)
	25m: 12.87 100m: 1:00.85 (16.24)	50m: 28.31 (15.44)	75m: 44.61 (16.30)		
30	 Yoon Jethrow	14	 Westlake B...	0.63	1:00.85 Entry: 1:01.44 (-0.59)
	25m: 13.27 100m: 1:00.85 (15.98)	50m: 28.93 (15.66)	75m: 44.87 (15.94)		
32	 Sun Michael	14	 Auckland G...	0.61	1:01.14 Entry: 59.88 (+1.26)
	25m: 12.76 100m: 1:01.14 (16.67)	50m: 28.20 (15.44)	75m: 44.47 (16.27)		
33	 Feng Andrew	15	 Rangitoto C...	0.63	1:01.18 Entry: 59.49 (+1.69)
	25m: 13.19 100m: 1:01.18 (16.53)	50m: 28.71 (15.52)	75m: 44.65 (15.94)		
34	 Sands Hunter	16	 Aquinas Co...	0.71	1:01.44 Entry: 1:00.53 (+0.91)

25m: 12.93 50m: 28.40 (15.47) 75m: 44.36 (15.96)
100m: 1:01.44 (17.08)

35  **Segers Sebastian** 14  **Kings College** 0.79 **1:01.51**
Entry: 1:01.57 (-0.06)



25m: 13.53 50m: 29.00 (15.47) 75m: 45.23 (16.23)
100m: 1:01.51 (16.28)

36  **Haufe Hans** 16  **Pompallier ...** 0.72 **1:01.73**
Entry: 59.54 (+2.19)



25m: 12.93 50m: 28.51 (15.58) 75m: 45.00 (16.49)
100m: 1:01.73 (16.73)

37  **Cowen Nicholas** 17  **Rangitoto C...** 0.65 **1:01.83**
Entry: 1:02.44 (-0.61)



25m: 13.19 50m: 28.94 (15.75) 75m: 45.16 (16.22)
100m: 1:01.83 (16.67)

38  **Dickison Charlie** 13  **Scots College** 0.68 **1:01.85**
Entry: 1:02.74 (-0.89)



25m: 13.34 50m: 29.31 (15.97) 75m: 45.60 (16.29)
100m: 1:01.85 (16.25)

38  **Kumala Chris** 14  **Rangitoto C...** 0.58 **1:01.85**
Entry: 1:02.11 (-0.26)


25m: 12.78 50m: 28.32 (15.54) 75m: 44.37 (16.05)
100m: 1:01.85 (17.48)

40  **Williams Luca** 16  **Auckland G...** 0.73 **1:02.12**
Entry: 1:03.36 (-1.24)



25m: 13.39 50m: 28.89 (15.50) 75m: 45.25 (16.36)
100m: 1:02.12 (16.87)

41  **Rankin Leonard** 16  **Rotorua La...** 0.69 **1:02.20**
Entry: 1:03.52 (-1.32)



25m: 13.09 50m: 28.42 (15.33) 75m: 44.80 (16.38)
100m: 1:02.20 (17.40)

41  **Roman Adam** 17  **Waiuku Col...** 0.64 **1:02.20**
Entry: 1:01.28 (+0.92)

25m: 13.06 50m: 28.65 (15.59) 75m: 44.79 (16.14)
100m: 1:02.20 (17.41)

43  **Glintmeyer Kase** 13  **Whangapar...** 0.72 **1:02.25**
Entry: 1:01.77 (+0.48)



25m: 13.34 50m: 29.37 (16.03) 75m: 45.94 (16.57)
100m: 1:02.25 (16.31)

44  **Schmoker Arthur** 15  **Whangapar...** 0.70 **1:02.43**
Entry: 1:03.66 (-1.23)

25m: 13.28 50m: 29.10 (15.82) 75m: 45.56 (16.46)
100m: 1:02.43 (16.87)

45  **Fuatimau Caden** 13  **Kings College** 0.68 **1:02.51**
Entry: 1:03.22 (-0.71)

25m: 13.38 50m: 29.37 (15.99) 75m: 45.96 (16.59)
100m: 1:02.51 (16.55)

46  **Kenny Tom** 16  **Western Sp...** 0.67 **1:02.79**
Entry: 1:01.53 (+1.26)

25m: 12.94 50m: 28.61 (15.67) 75m: 45.29 (16.68)
100m: 1:02.79 (17.50)

47	 Stott Ryan	17	 Palmerston...	0.67	1:02.87 Entry: 1:02.85 (+0.02)
	25m: 13.41 100m: 1:02.87 (17.16)	50m: 29.39 (15.98)	75m: 45.71 (16.32)		
47	 Holmberg Nathan	17	 Aquinas Co...	0.69	1:02.87 Entry: 1:06.74 (-3.87)
	25m: 13.29 100m: 1:02.87 (17.03)	50m: 29.43 (16.14)	75m: 45.84 (16.41)		
49	 Fougere Cole	15	 Auckland G...	0.63	1:02.95 Entry: 1:04.59 (-1.64)
	25m: 13.24 100m: 1:02.95 (17.66)	50m: 28.78 (15.54)	75m: 45.29 (16.51)		
50	 Li Haorui	16	 Mt Albert G...	0.67	1:03.24 Entry: 1:06.63 (-3.39)
	25m: 13.29 100m: 1:03.24 (17.17)	50m: 29.22 (15.93)	75m: 46.07 (16.85)		
51	 Allen Il'ya	15	 Orewa Coll...	0.80	1:03.26 Entry: 1:03.72 (-0.46)
	25m: 13.42 100m: 1:03.26 (17.30)	50m: 29.26 (15.84)	75m: 45.96 (16.70)		
52	 Prajogo Vincent	16	 Westlake B...	0.65	1:03.30 Entry: 1:02.74 (+0.56)
	25m: 13.10 100m: 1:03.30 (18.26)	50m: 28.67 (15.57)	75m: 45.04 (16.37)		
53	 Joyce Josiah	15	 Hamilton C...	0.62	1:03.31 Entry: 1:03.34 (-0.03)
	25m: 13.42 100m: 1:03.31 (17.37)	50m: 29.47 (16.05)	75m: 45.94 (16.47)		
54	 Hurbuns Riley	16	 Rangitoto C...	0.69	1:03.75 Entry: 1:04.60 (-0.85)
	25m: 12.96 100m: 1:03.75 (17.94)	50m: 28.69 (15.73)	75m: 45.81 (17.12)		
55	 Billingham Tariq	18	 Palmerston...	0.66	1:03.88 Entry: 1:04.08 (-0.20)
	25m: 13.23 100m: 1:03.88 (18.03)	50m: 29.28 (16.05)	75m: 45.85 (16.57)		
56	 Brummitt Noah	16	 Kings High ...	0.66	1:03.97 Entry: 1:02.63 (+1.34)
	25m: 12.96 100m: 1:03.97 (18.06)	50m: 29.01 (16.05)	75m: 45.91 (16.90)		
57	 Lafaele-Pucher Bishop	14	 ACG Strath...	0.65	1:04.17 Entry: 1:04.46 (-0.29)
	25m: 13.70 100m: 1:04.17 (17.72)	50m: 29.75 (16.05)	75m: 46.45 (16.70)		
58	 Rudge Nikau	17	 Gisborne B...	0.60	1:04.18 Entry: 1:04.27 (-0.09)
	25m: 13.06 100m: 1:04.18 (18.16)	50m: 28.96 (15.90)	75m: 46.02 (17.06)		
59	 Chen Michael	13	 Saint Kenti...	0.74	1:04.42 Entry: 1:03.59 (+0.83)

25m: 13.79 50m: 30.52 (16.73) 75m: 47.20 (16.68)
100m: 1:04.42 (17.22)

60  **Hewertson Toby** 17  **Mahurangi ...** 0.67 **1:04.47**
Entry: 1:02.12 (+2.35)

25m: 12.78 50m: 28.95 (16.17) 75m: 46.12 (17.17)
100m: 1:04.47 (18.35)

61  **Childs Henry** 13  **Huanui Coll...** 0.69 **1:04.53**
Entry: 1:04.32 (+0.21)

25m: 13.56 50m: 29.89 (16.33) 75m: 47.07 (17.18)
100m: 1:04.53 (17.46)

62  **Bryant Jayden** 17  **Napier Boy...** 0.68 **1:04.65**
Entry: 1:03.82 (+0.83)

25m: 13.59 50m: 29.51 (15.92) 75m: 46.43 (16.92)
100m: 1:04.65 (18.22)

63  **Exon Joshua** 16  **St Andrew's...** 0.66 **1:04.66**
Entry: 1:04.11 (+0.55)

25m: 13.57 50m: 29.80 (16.23) 75m: 46.78 (16.98)
100m: 1:04.66 (17.88)

64  **MacInnes Max** 15  **St Johns C...** 0.74 **1:04.79**
Entry: 1:04.74 (+0.05)

25m: 13.79 50m: 29.97 (16.18) 75m: 46.75 (16.78)
100m: 1:04.79 (18.04)

65  **Herbert Will** 14  **Macleans C...** 0.78 **1:04.88**
Entry: 1:04.97 (-0.09)

25m: 13.46 50m: 29.52 (16.06) 75m: 46.88 (17.36)
100m: 1:04.88 (18.00)

66  **Boocock James** 13  **Nelson Coll...** 0.74 **1:04.98**
Entry: 1:05.29 (-0.31)

25m: 13.75 50m: 30.53 (16.78) 75m: 47.46 (16.93)
100m: 1:04.98 (17.52)

67  **Charlton Fergus** 17  **Mahurangi ...** 0.73 **1:05.13**
Entry: 1:04.25 (+0.88)

25m: 13.67 50m: 30.13 (16.46) 75m: 46.93 (16.80)
100m: 1:05.13 (18.20)

68  **Pedersen Oscar** 15  **Whangapar...** 0.72 **1:05.26**
Entry: 1:06.04 (-0.78)

25m: 14.04 50m: 30.54 (16.50) 75m: 47.92 (17.38)
100m: 1:05.26 (17.34)

69  **Xia Lucas** 15  **ACG Parne...** 0.62 **1:05.43**
Entry: 1:04.17 (+1.26)



25m: 13.24 50m: 29.81 (16.57) 75m: 46.98 (17.17)
100m: 1:05.43 (18.45)

69  **Sugiyama Taka** 16  **Otago Boys...** 0.68 **1:05.43**
Entry: 1:03.19 (+2.24)



25m: 13.51 50m: 29.68 (16.17) 75m: 46.86 (17.18)
100m: 1:05.43 (18.57)

71  **Banks Chase** 17  **Nelson Coll...** 0.66 **1:05.70**
Entry: 1:01.90 (+3.80)

25m: 13.39 50m: 29.98 (16.59) 75m: 47.45 (17.47)
100m: 1:05.70 (18.25)

72	 Liu Sonny	14	 Pinehurst S...	0.64	1:06.20 Entry: 1:09.01 (-2.81)
	25m: 13.97 100m: 1:06.20 (17.80)	50m: 31.09 (17.12)	75m: 48.40 (17.31)		
73	 Lavigne Luca	15	 Onslow Col...	0.75	1:06.21 Entry: 1:06.57 (-0.36)
	25m: 14.33 100m: 1:06.21 (17.51)	50m: 30.95 (16.62)	75m: 48.70 (17.75)		
74	 Holmes Lewis	15	 Tauranga B...	0.68	1:06.43 Entry: 1:08.14 (-1.71)
	25m: 13.78 100m: 1:06.43 (18.07)	50m: 30.57 (16.79)	75m: 48.36 (17.79)		
75	 Parsons Will	14	 Palmerston...	0.64	1:06.46 Entry: 1:06.59 (-0.13)
	25m: 13.93 100m: 1:06.46 (18.67)	50m: 30.23 (16.30)	75m: 47.79 (17.56)		
76	 Wyatt Ryan	15	 Rosmini Co...	0.58	1:06.50 Entry: 1:06.53 (-0.03)
	25m: 13.73 100m: 1:06.50 (18.67)	50m: 30.25 (16.52)	75m: 47.83 (17.58)		
77	 Hogan Sheldon	14	 Tauranga B...	0.71	1:06.71 Entry: 1:07.96 (-1.25)
	25m: 14.23 100m: 1:06.71 (17.98)	50m: 31.32 (17.09)	75m: 48.73 (17.41)		
78	 Pinkerton Logan	14	 Bethlehem ...	0.63	1:07.02 Entry: 1:08.89 (-1.87)
	25m: 14.01 100m: 1:07.02 (18.66)	50m: 30.96 (16.95)	75m: 48.36 (17.40)		
79	 Whitehead Nathan	16	 Francis Do...	0.83	1:07.37 Entry: 1:03.79 (+3.58)
	25m: 13.39 100m: 1:07.37 (18.92)	50m: 30.08 (16.69)	75m: 48.45 (18.37)		
80	 Chin Timothy	13	 Auckland G...	0.65	1:07.76 Entry: 1:06.55 (+1.21)
	25m: 14.14 100m: 1:07.76 (17.88)	50m: 31.73 (17.59)	75m: 49.88 (18.15)		
81	 Holmes Wyatt	17	 Lindisfarne ...	0.72	1:07.92 Entry: 1:06.08 (+1.84)
	25m: 13.65 100m: 1:07.92 (19.10)	50m: 30.12 (16.47)	75m: 48.82 (18.70)		
82	 Balfour Flynn	15	 Palmerston...	0.67	1:07.96 Entry: 1:08.80 (-0.84)
	25m: 14.11 100m: 1:07.96 (18.68)	50m: 31.26 (17.15)	75m: 49.28 (18.02)		
83	 Kuzmenkov Dmitry	15	 Takapuna ...	0.66	1:08.04 Entry: 1:04.54 (+3.50)
	25m: 13.53 100m: 1:08.04 (19.08)	50m: 31.15 (17.62)	75m: 48.96 (17.81)		
84	 Elliott Graysen	16	 Hamilton B...	0.64	1:08.52 Entry: 1:03.05 (+5.47)

25m: 13.72 50m: 30.53 (16.81) 75m: 49.18 (18.65)
100m: 1:08.52 (19.34)

85  **Aves Austin** 13  **Saint Kenti...** 0.80 **1:08.54**
Entry: 1:10.82 (-2.28)



25m: 14.09 50m: 31.66 (17.57) 75m: 49.65 (17.99)
100m: 1:08.54 (18.89)

86  **Graham Luca** 16  **St Andrew's...** 0.70 **1:08.88**
Entry: 1:06.70 (+2.18)



25m: 14.16 50m: 31.34 (17.18) 75m: 49.82 (18.48)
100m: 1:08.88 (19.06)

87  **Koy Frank** 14  **Hamilton B...** 0.72 **1:09.45**
Entry: 1:09.43 (+0.02)

25m: 14.68 50m: 32.55 (17.87) 75m: 50.43 (17.88)
100m: 1:09.45 (19.02)

88  **Pascoe Jacob** 14  **Whangarei ...** 0.71 **1:09.90**
Entry: 1:10.92 (-1.02)



25m: 13.99 50m: 31.00 (17.01) 75m: 49.78 (18.78)
100m: 1:09.90 (20.12)

89  **Yu Victor** 14  **Wellington ...** 0.75 **1:09.96**
Entry: 1:10.86 (-0.90)


25m: 14.96 50m: 32.30 (17.34) 75m: 50.58 (18.28)
100m: 1:09.96 (19.38)

90  **Sasamoto Kaeto** 13  **Gisborne B...** 0.63 **1:10.25**
Entry: 1:09.26 (+0.99)



25m: 14.44 50m: 31.89 (17.45) 75m: 50.56 (18.67)
100m: 1:10.25 (19.69)

91  **Abueideh Yousef** 13  **Rangitoto C...** 0.75 **1:11.76**
Entry: 1:11.48 (+0.28)

25m: 14.71 50m: 32.72 (18.01) 75m: 52.00 (19.28)
100m: 1:11.76 (19.76)

92  **Barr Callum** 14  **Wentworth ...** 0.71 **1:12.11**
Entry: 1:10.17 (+1.94)

25m: 14.60 50m: 31.59 (16.99) 75m: 50.08 (18.49)
100m: 1:12.11 (22.03)

93  **Jenkins Connor** 14  **Mount Hutt ...** 0.76 **1:12.96**
Entry: 1:06.52 (+6.44)

25m: 14.91 50m: 32.57 (17.66) 75m: 51.76 (19.19)
100m: 1:12.96 (21.20)

-  **Barnes Murray** 13  **Orewa Coll...** **DNS**